




# RDL//nano-ml

On line & real time

## Remote monitoring system optimised for use with Carlo Gavazzi WM30 and WM40 Power meters

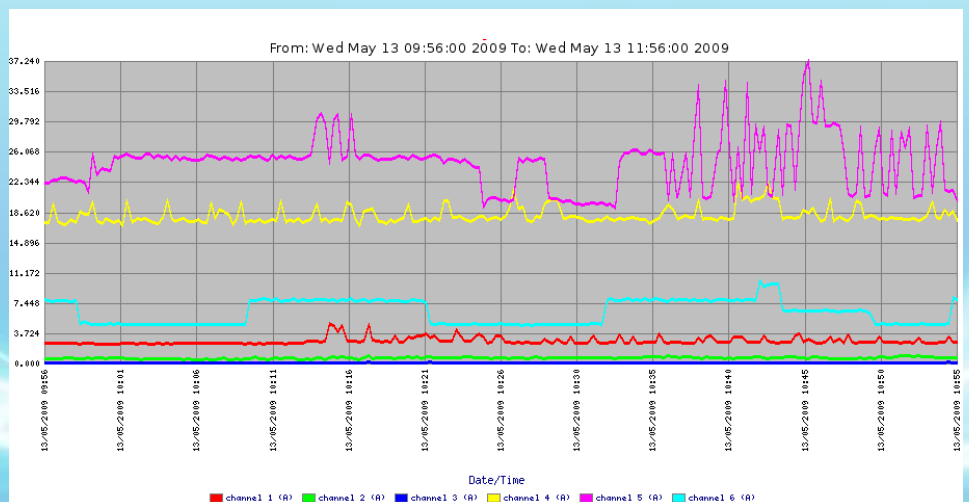
The RDL//nano-ml will interface directly to any of the listed Carlo Gavazzi meters and present the data seamlessly to a cloud based portal. All of the information is transmitted automatically via the mobile phone network.



- Will interrogate all modbus values from Carlo Gavazzi meters
- Small form factor—ideal for discrete integration into existing and new systems
- Full FOTA (firmware upgrade over the air) - no need to attach a cable/PC to configure
- Location tracking option
- Range of additional sensors
- Access and share your data and control your system from any internet browser
- On board battery back up with automatic power fail alert for maximum data security
- High and low alarms by SMS and email for all measured values
- Beautiful dynamic online graphing
- Full audit trail of all alarms, alarm acknowledgements
- Download data into a spreadsheet via any internet enabled Pc

### Typical user screen available via any web browser

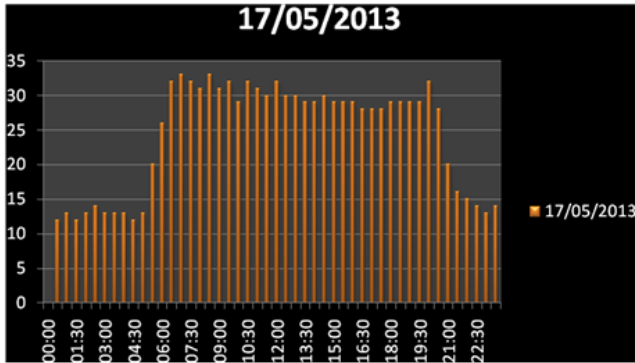
**Voltage**  
**Current**  
**Frequency**  
**Power factor**  
**Active and reactive energy**  
**Total harmonic distortion**  
**Average and maximum values**  
 \*Meter dependent





On line & real time

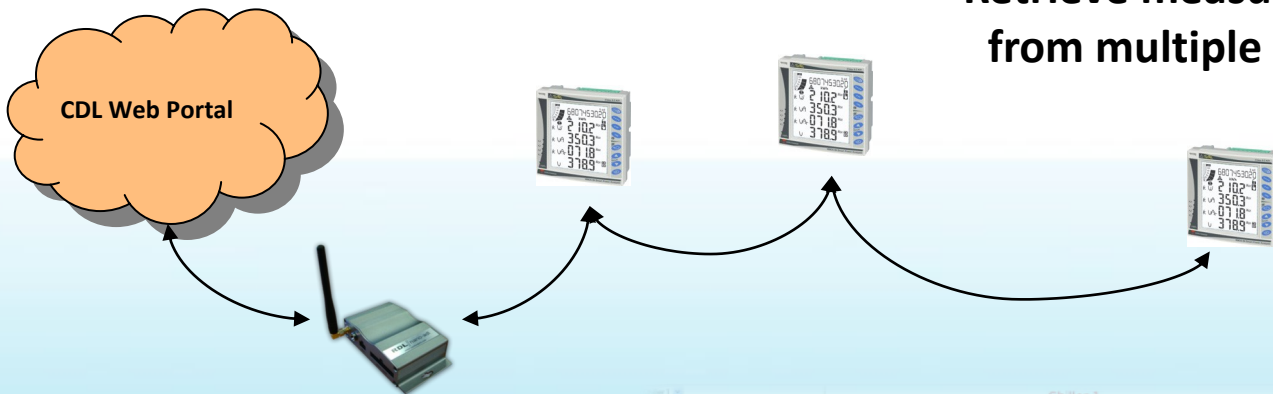
## Remote monitoring system optimised for use with Carlo Gavazzi WM30 and WM40 Power meters




**Retrieve half hourly Kilo Watt data**

- Access from any Internet browser – no software needed
- Instant and automatic graphing of data
- Selectable inputs and time ranges
- Instant and intuitive dynamic charting, zoom in and out, pan, and annotate, and cut and paste to your management or client reports
- High and low alarm rules on all parameters, with alarms by SMS or email to users of your choice
- Full event log
- Download data in .csv file
- Configure sampling and reporting rates on sensors via the bureau

## Retrieve measurements from multiple meters



Portable kit with one meter installed  
The RDL//Power is a packaged system ideal for shorter term 'non-permanent' remote logging. All equipment is housed in a robust, lockable enclosure. Simply connect CT's and Voltage probes to the circuit and jump on-line!



### Part List/Specifications

RDL//nano-mi	Remote monitoring, quad band intelligent terminal
RDL//nano-mi-batt	Remote monitoring, quad band intelligent terminal
Nano-232/485	Optically isolated RS232/485 converter
nano-PSU	110/240Vac to 24Vdc power supply. Din rail mounted
RDL//Power	Packaged, remote power monitoring unit. Please enquire for options